

Ontario Secondary School Literacy Test (OSSLT)

Students in English-Language Schools, 2023–2024

OSSLT

The OSSLT measures whether students are meeting the minimum standard for literacy across all subjects up to the end of Grade 9.

Participation

156 281 students fully participated

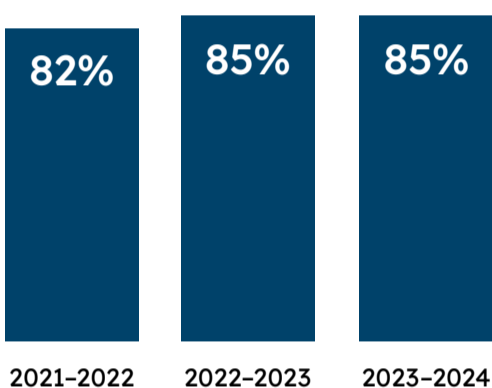
(This includes all students who took part in the test and, as a result, have data.)



132 172 first-time eligible (FTE)

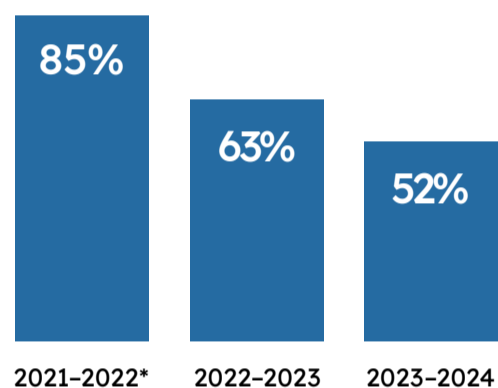
24 109 previously eligible (PE)

Overall Achievement



Of the **132 172** first-time eligible students who wrote the OSSLT, **85%** were successful.

This is **the same** as the previous school year (85%). The three-year trend shows **an increase** in success rates.



Of the **24 109** previously eligible students who wrote the OSSLT, **52%** were successful.

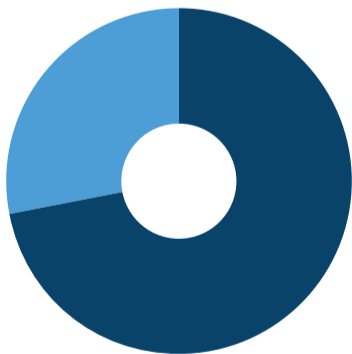
This is **a decrease** from the previous school year (63%). The three-year trend shows **a decrease** in success rates.

* In 2021-2022, the number of Grade 11 and non-graduating Grade 12 students who were previously eligible to take the OSSLT was greater than usual due to the paused assessments in 2019-2020 and 2020-2021. When comparing the 2023-2024 results with those of the 2018-2019 cohort, which is a better comparison, the 2023-2024 results represent an increase (from 50% to 52%).

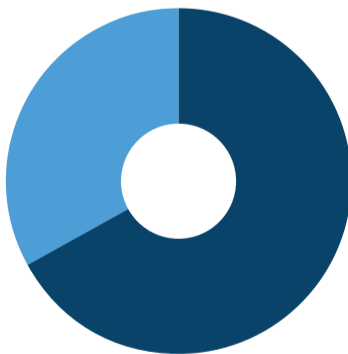
Overall success rates are high, showing stability in the literacy knowledge and skills acquired by Ontario students up to the end of Grade 9.

Learners' Context

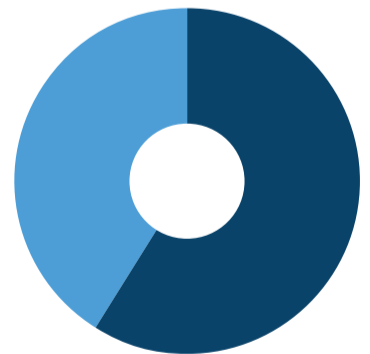
72% of students report being a **good reader**.



67% of students agree they can understand **difficult texts**.



59% of students report being a **good writer**.



EQAO data, alongside information from other sources, can strengthen conversations about student learning across Ontario. Analyses of results contribute to a better understanding of student learning over time.



Additional Resources

[2023-2024 OSSLT highlights](#)

[Explanation of terms](#)