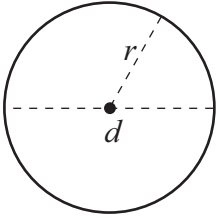
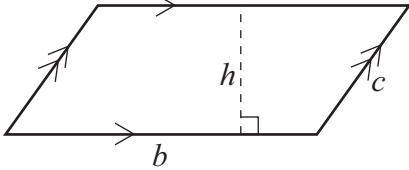
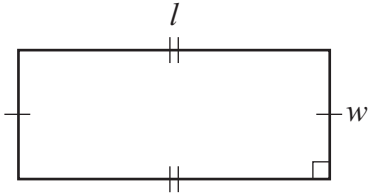
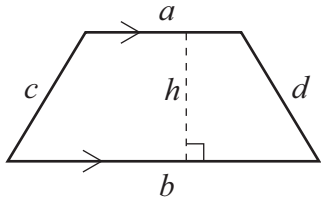
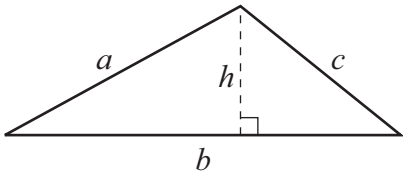
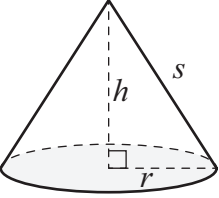
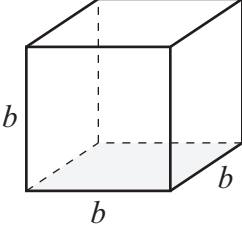
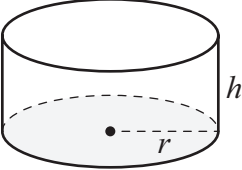
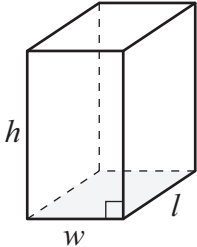
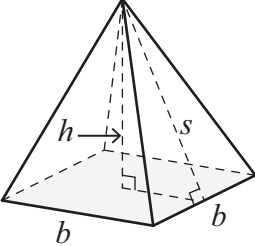
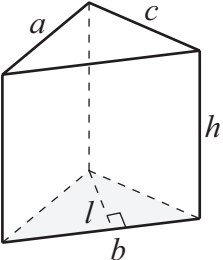


Formula Sheet

Grade 9 Assessment of Mathematics

Geometric Shape	Perimeter	Area
<p>Circle</p> 	$C = \pi d$ or $C = 2\pi r$	$A = \pi r^2$
<p>Parallelogram</p> 	$P = b + b + c + c$ or $P = 2(b + c)$	$A = bh$
<p>Rectangle</p> 	$P = l + l + w + w$ or $P = 2(l + w)$	$A = lw$
<p>Trapezoid</p> 	$P = a + b + c + d$	$A = \frac{(a+b)h}{2}$ or $A = \frac{1}{2}(a+b)h$
<p>Triangle</p> 	$P = a + b + c$	$A = \frac{bh}{2}$ or $A = \frac{1}{2}bh$

Geometric Object	Surface Area	Volume
Cone 	$A_{\text{base}} = \pi r^2$ $A_{\text{lateral surface}} = \pi r s$ $A_{\text{total}} = A_{\text{base}} + A_{\text{lateral surface}}$ $= \pi r^2 + \pi r s$	$V = \frac{(A_{\text{base}})(\text{height})}{3}$ $V = \frac{\pi r^2 h}{3} \quad \text{or} \quad V = \frac{1}{3} \pi r^2 h$
Cube 	$A = 6b^2$	$V = (A_{\text{base}})(\text{height})$ $V = b^3$
Cylinder 	$A_{\text{base}} = \pi r^2$ $A_{\text{lateral surface}} = 2\pi r h$ $A_{\text{total}} = 2A_{\text{base}} + A_{\text{lateral surface}}$ $= 2\pi r^2 + 2\pi r h$	$V = (A_{\text{base}})(\text{height})$ $V = \pi r^2 h$
Rectangle-based prism 	$A = 2(wh + lw + lh)$	$V = (A_{\text{base}})(\text{height})$ $V = lwh$
Square-based pyramid 	$A_{\text{base}} = b^2$ $A_{\text{triangle}} = \frac{bs}{2}$ $A_{\text{total}} = A_{\text{base}} + 4A_{\text{triangle}}$ $= b^2 + 2bs$	$V = \frac{(A_{\text{base}})(\text{height})}{3}$ $V = \frac{b^2 h}{3} \quad \text{or} \quad V = \frac{1}{3} b^2 h$
Triangle-based prism 	$A_{\text{base}} = \frac{bl}{2}$ $A_{\text{rectangles}} = ah + bh + ch$ $A_{\text{total}} = 2A_{\text{base}} + A_{\text{rectangles}}$ $= bl + ah + bh + ch$	$V = (A_{\text{base}})(\text{height})$ $V = \frac{blh}{2} \quad \text{or} \quad V = \frac{1}{2} blh$